


Series LR Slope Top Console Water Source Heat Pump

New Construction, Renovation and Replacement Applications

Application Flexible | Fast and Easy Replacement | Damage Protection

Field Reversible Cabinet and Chassis for Left and Right Side Water Connections



ADIRONDACK-AIRE LR SERIES SLOPE TOP CONSOLE

New Construction, Renovation and Replacement Applications

The Cold Point LR series slope top console water source heat pump unit provides environment friendly, high efficiency, cooling and heating where individual, quiet control of space is a priority.

The LR series is designed with the growing renovation market in mind, making it an ideal choice for retrofit or new construction projects. The unit cabinet is powder-painted appliance-grade steel and includes an attractive extruded aluminum grille and control door.

The LR series has two chassis sizes, small (models 08, 10 and 12), and large (models 15 and 18). Quality components, careful design and testing, and the latest in environmentally friendly technology advances assure long life, user satisfaction, and lower energy cost.

Standard Features:

- Made in the USA
- Designed for easy installation and compatibility.
- ETL Safety approved
- Quiet, durable, and efficient compressor with built-in pressure and temperature protection
- Heavy gauge G90 galvanized steel construction
- Stainless steel drain pan
- High efficiency copper tube-aluminum fin evaporator coil
- High efficiency coaxial condenser coil with low water-side pressure drop
- Unit-mounted digital controls (srandard)
- EC motor technology
- Electronic control board with anti-short cycle protection
- High pressure switch
- Frost-free cooling
- Water coil freeze protection
- Refrigerant circuit access ports
- Capillary expansion
- Positive shift reversing valve
- Precision charged with R-410A refrigerant
- 1/2 Inch water connections
- Electrostatic washable air filter

Performance Ratings

Model	Cool Btuh	Sens Btuh	EER	Heat Btuh	COP	CFM Hi/Lo	GPM	Coil PD	Refrig
LR-08	8000	6200	15.5	9000	4.7	300/250	2	10	R-410A
LR-10	10500	7900	14.9	11800	4.6	375/300	2.5	11	R-410A
LR-12	12400	9100	14.8	13500	4.4	400/325	3	12	R-410A
LR-15	15500	11400	15.0	16200	4.5	500/440	3.75	21	R-410A
LR-18	19000	13700	14.8	20700	4.36	600/550	4.25	16	R-410A

Continuous engineering improvements may result in performance changes without notice.

Replacement Opportunities

JUST SOME OF THE MANUFACTURERS PRODUCTS THAT THE CS SERIES CAN REPLACE	
CLIMATE MASTER CS SERIES	ISLANDAIRE LR SERIES
CLIMATE MASTER TRC SERIES	MCQUAY WMHC SERIES
CLIMATE MASTER CLE SERIES	ICE AIR CHPW SERIES
FLORIDA HEAT PUMP CA SERIES	WATER FURNACE NCC SERIES
FLORIDA HEAT PUMP BC SERIES	BULLDOG SKC SERIES
CARRIER 50 PEC SERIES	TRANE GEC SERIES

Electrical Data

Model	Compressor Type	Voltage	Fans		Compressor		Total Amps	Ckt Amps	Max Fuse	Min Volts
		Volt-Hz-Ph	Amps	HP	RLA	LRA				
LR-08	Rotary	115/60/1	1.4	1/6	6.1	39.1	8.5	10.0	15	104
LR-08	Rotary	208-230/60/1	0.5	1/6	3.0	15.0	4.5	5.3	15	197
LR-08	Rotary	265/60/1	0.4	1/6	2.7	11.0	4.0	4.7	15	240
LR-10	Rotary	115/60/1	1.4	1/6	8.0	50.0	10.4	12.4	15	104
LR-10	Rotary	208-230/60/1	0.5	1/6	4.4	20.0	5.9	7.0	15	197
LR-10	Rotary	265/60/1	0.4	1/6	3.4	21.0	4.7	5.6	15	240
LR-12	Rotary	115/60/1	1.4	1/6	9.5	50.0	11.9	14.3	20	104
LR-12	Rotary	208-230/60/1	0.5	1/6	4.7	25.0	6.2	7.4	15	197
LR-12	Rotary	265/60/1	0.4	1/6	4.2	22.0	5.5	6.6	15	240
LR-15	Rotary	208-230/60/1	0.5	1/6	5.6	29.0	7.1	8.5	15	197
LR-15	Rotary	265/60/1	0.4	1/6	5.0	28.0	6.3	7.6	15	240
LR-18	Rotary	208-230/60/1	0.5	1/6	7.4	33.0	8.9	10.8	15	197
LR-18	Rotary	265/60/1	0.4	1/6	6.0	28.0	7.3	8.8	15	240

Electrical Heat Ratings

Heater No.	Volt	Watts	Btuh	HTR Amps	Total HTR Amps	Min Ckt Amps	Max Fuse
1	208	1000	3400	4.8	6.3	7.5	15
	230	1220	4160	5.3	6.8	8.1	15
	277	1000	3400	3.6	5.1	5.8	15
2	208	2000	6820	9.6	11.1	13.5	20
	230	1450	8350	10.7	12.2	14.9	20
	277	2000	6820	7.3	8.6	10.4	20

Water Connection Space

Model	48"	52"
LR-08	9.25"	N/A
LR-10	9.25"	N/A
LR-12	9.25"	N/A
LR-15	N/A	7.75"
LR-18	N/A	7.75"

LR SERIES APPLICATION & BENEFITS

Damage Protection

The standard high-pressure switch and evaporator coil freeze protection, in conjunction with the electronic control board, stops unit operation before damage occurs, should airflow become reduced or obstructed due to dirty filters, or motor failure. A freestat protects the water coil from freeze damage due to low water temperature or flow problems. The water coil is designed for low water-side pressure drop, eliminating potential pump sizing and water flow problems. High efficiency compressors provide demonstrated reliability and low sound levels and reduce energy costs.

Fast and Easy Replacement

Because the LR dimensions and construction details were established with retrofit projects in mind, replacement work is fast and easy. With the compact footprint and a cabinet height short enough to fit under window sills, the need for expensive room renovation, redecorating, or piping & wiring changes is minimized. The LR Series is the solution that gets your property back in service quickly and at the lowest total cost.

Field Reversible Cabinet and Chassis

The LR console system will allow you to field reverse the chassis and cabinet to

accommodate your facilities water supply configuration. One system for both left and right hand water supply.

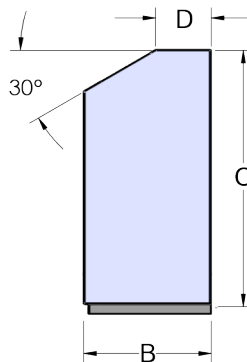
Options and Accessories

- Flow control valve
- Electric or hydronic heat
- Control options
- Valves and unions
- Line cords
- Boilerless
- Low temp option
- Hose kits
- Customer-specified custom features

Dimensional Data

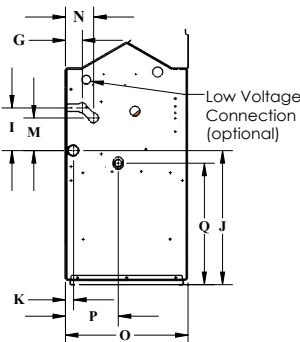
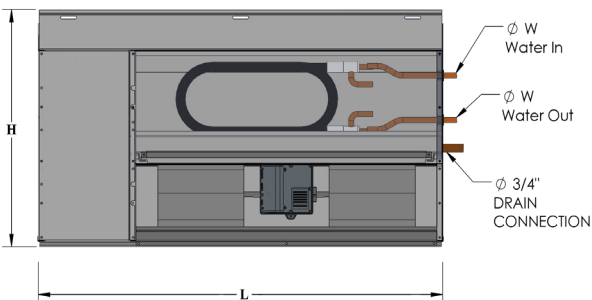
Cabinet Dimensions

Model	A	B	C	D
	Inches			
LR-08	44.563	11	22	4.38
LR-10	44.563	11	22	4.38
LR-12	44.563	11	22	4.38
LR-15	54.563	12.81	22	5.35
LR-18	54.563	12.81	22	5.35



Chassis Dimensions

Model	G	H	I	J	K	L	M	N	O	P	Q	W
	Inches											
LR-08	1.5	21.95	4.125	11.75	.75	37.75	N/A	N/A	10.125	4.188	9.14	.5
LR-10	1.5	21.95	4.125	11.75	.75	37.75	N/A	N/A	10.125	4.188	9.14	.5
LR-12	1.5	21.95	4.125	11.75	.75	37.75	N/A	N/A	10.125	4.188	9.14	.5
LR-15	1.625	22.17	4.25	10.12	.7	42.75	3.25	2.7	12.04	5.16	10.41	.625
LR-18	1.625	22.17	4.25	10.12	.7	42.75	3.25	2.7	12.04	5.16	10.41	.625



Optional Hot Water Performance Data

Size	EWT (°F)	Delta T (°F)	Total Capacity	GPM	Pressure Drop (Ft)
08	180	10	9.6	2.0	0.5
		12	9.2	1.6	0.3
		14	8.9	1.3	0.2
		16	8.6	1.1	0.2
10	180	10	12.9	2.6	1.0
		12	12.6	2.2	0.7
		14	12.2	1.8	0.5
		16	11.8	1.5	0.4
12	180	10	13.0	2.7	1.0
		12	12.7	2.1	0.7
		14	12.3	1.5	0.5
		16	11.9	1.5	0.4
15	180	10	16.2	3.3	1.7
		12	15.8	2.7	1.2
		14	15.5	2.3	0.9
		16	15.0	1.9	0.6
18	180	10	17.5	3.6	2.0
		12	17.0	2.9	1.3
		14	16.6	2.5	1.0
		16	16.2	2.1	0.7

Size	EWT (°F)	Delta T (°F)	Total Capacity	GPM	Pressure Drop (Ft)
08	140	10	5.2	1.0	0.2
		12	4.9	0.8	0.1
		14	4.7	0.7	0.1
		16	4.5	0.6	0.1
10	140	10	7.3	1.5	0.4
		12	7.0	1.2	0.3
		14	6.6	1.0	0.2
		16	6.2	0.8	0.1
12	140	10	7.4	1.5	0.4
		12	7.0	1.2	0.3
		14	6.7	1.0	0.2
		16	6.3	0.8	0.1
15	140	10	9.4	1.9	0.7
		12	8.9	1.5	0.4
		14	8.6	1.3	0.3
		16	8.0	1.0	0.2
18	140	10	10.1	2.1	0.8
		12	9.6	1.6	0.5
		14	9.1	1.3	0.3
		16	8.7	1.1	0.3

INNOVATIVE HEATING AND COOLING SOLUTIONS

Cold Point equipment has been specified in hundreds of projects in these and other applications:
Direct Replacement | New Construction | Renovation | Commercial & Residential Solutions

Cold Point values reliability as much as you

Your Cold Point sales representative knows their reputation is on the line with every sale. Therefore, they are as personally invested in your comfort as you are, and take great pride in creating your perfect indoor environment.

Rest comfortably, knowing Cold Point stands behind our products

The Cold Point Corporation backs our products with a standard warranty that includes parts and labor for the entire first year of ownership. For all coverage options and complete coverage terms, check with your local Cold Point representative for full details.

Industry-leading expertise

Cold Point Corporation is an industry-leading supplier of aftermarket comfort solutions for commercial and residential applications. We have over 20 years of experience developing OEM-style replacement products to keep you comfortable. Whether it is a water source heat pump, air source PTAC system, or a fan coil application, Cold Point has the knowledge and products to restore your system to its original operating condition.

Reliable comfort products backed by the industry experts in OEM-style replacement units

To learn more about how the Cold Point Corporation can help you save time and money on your next project, contact your local Cold Point representative or call **315-339-2331** to speak with one of our specialists, or e-mail your request to info@coldpointcorp.com.

Your Cold Point Representative:



510 Henry St • Rome, New York 13440
Phone (315) 339-2331 • Fax (315) 339-2358
www.ColdPointCorp.com

©2017 Cold Point Corp. All rights reserved.



rev. 10-20 CPL077