

ADIRONDACK ▲ AIRE

Series PIC

New Construction and Renovation; Replaces RetroAire VPAC and First Company DPU

Application Flexible | Quiet Comfort | Damage Protection



ADIRONDACK-AIRE PIC CHASSIS SERIES

New Construction and Renovation; Replaces RetroAire VPAC and First Company DPU

The Adirondack-Aire PIC Series zerOzone chassis provides environment friendly, high efficiency cooling and heating where individual, quiet control is a priority. This application flexible unit is a vertical configuration thru-the-wall air conditioning system or heat pump (PTAC/PTHP) for new construction or property renovation. This highly flexible design typically fits into the corner of a room and serves one or more zones/rooms. A complete system consists of the chassis, a wall sleeve with outdoor louver, site-built room cabinet with return air panel, wall thermostat, flex duct and supply air grille(s). This design provides a barrier between the unit and room occupants, thereby minimizing sound levels. The ducted air delivery system maximizes comfort.

Proven technology, quality components, careful design and testing, and the latest in environment friendly technology mean long unit life, user satisfaction, and lower energy costs. Additional features include the Rust-Block* corrosion protection system, slinger condenser fan, evaporator freeze protection, and evaporator fan post purge control. Adirondack-Aire is the choice that the competition can't match. Cold Point Corp. backs the PIC with a customer friendly one-year parts and labor warranty and five-year compressor warranty, (see Warranty document for details). Heat pumps are available and include a thermostatic expansion valve and compressor crankcase heater. Heat pump heating is single-stage operation. Manual fresh air damper is standard on all models. The standard one inch disposable fiberglass air filter is chassis mounted.

* Rust-Block corrosion protection system consists of: heavy gauge G90 rated galvanized steel construction, plastic or aluminum condenser fan, stainless steel compressor and condenser motor studs, powder painted drain pan, and Magnaguard and/or stainless steel screws and fasteners.

Standard Features:

- Made in the USA
- Designed for easy installation and minimum footprint
- Exclusive Rust-Block corrosion protection
- High efficiency PSC fan motors with built-in temperature protection
- ETL approved
- Quiet, durable, and efficient compressor with built-in pressure and temperature protection
- Heavy gauge G60 galvanized steel construction
- Manual fresh air damper
- High efficiency copper tube-aluminum fin evaporator and condenser coils
- Slinger ring axial condenser fan
- Chassis-mounted disposable 1" fiberglass air filter
- Condensate re-evaporation
- Evaporator fan post purge control
- Frost-free low ambient cooling*
- Refrigerant circuit access ports (option)
- Heat pump heating to 35°F outdoor** (single stage) (consult factory)
- Capillary expansion. Thermostatic expansion valve (heat pump)
- Positive shift reversing valve (heat pump)
- Suction accumulator (heat pump)
- Precision charged with zerOzone R-410A refrigerant
- Compressor crankcase heater (heat pump)
- Built-in anti-short cycle timer

* Cooling operation locks out at 34°F outdoor temperature and restarts at 55° F. **Actual temperature affected by relative humidity, solar effect, etc.

Electrical Data*

Model	Compressor Type	Voltage Volt-Hz-Ph	Evaporator Motor		Cond. Fan Motor		Compressor		Total Amps	Ckt Ampac.	Max Fuse	Min Volts	Line Cord**
			Amps	HP	Amps	HP	RLA	LRA					
PIC-09	Rotary	115/60/1	1.10	1/25	1.4	1/10	8.0	50	10.5	13	20	104	5-15P
PIC-09	Rotary	208/230/60/1	0.47	1/25	0.8	1/10	3.7	22	5.0	6	15	197	6-15P
PIC-09	Rotary	265/60/1	0.42	1/25	0.8	1/10	3.5	22	4.7	6	15	240	N/A
PIC-12	Rotary	115/60/1	1.10	1/25	1.4	1/10	9.5	50	12.0	14	20	104	5-20P
PIC-12	Rotary	208/230/60/1	0.47	1/25	0.8	1/10	4.7	25	6.0	7	15	197	6-15P
PIC-12	Rotary	265/60/1	0.42	1/25	0.8	1/10	4.2	22	5.4	7	15	240	N/A
PIC-15	Rotary	208/230/60/1	0.60	1/10	1.6	1/4	5.6	29	7.8	9	15	197	6-15P
PIC-15	Rotary	265/60/1	0.60	1/10	1.6	1/4	5.0	28	7.2	9	15	240	N/A
PIC-18	Rotary	208/230/60/1	0.60	1/5	1.6	1/5	7.4	33	9.6	12	15	197	6-15P
PIC-18	Rotary	265/60/1	0.60	1/5	1.6	1/5	6.0	28	8.2	10	15	240	N/A
PIC-24	Recip.	208/230/60/1	1.20	1/5	1.6	1/4	7.4	43	10.2	12	15	197	6-15P
PIC-24	Recip.	265/60/1	1.20	1/5	1.6	1/4	6.7	46	9.5	11	15	240	N/A

* If electric heat option is selected, Total AMPS, Ampacity, Fuse Size and Line Cord data is found in the electric heat table.

** Line cord optional (N/A 265V)



PIC SERIES CHASSIS APPLICATION & BENEFITS

Quiet Comfort

The Adirondack-Aire PIC series zerOzone vertical PTAC/PTHP offers the ease of installation, simplicity, and flexibility of a PTAC but offers major advances in quiet, comfort, and occupant satisfaction. The conventional wall thermostat control eliminates confusing buttons and dials and improves temperature control and occupant comfort. The standard manual fresh air damper introduces fresh air to the room. High efficiency compressors provide demonstrated reliability and low sound levels.

Damage Protection

A slinger ring condenser fan provides a blow-thru airflow pattern that re-evaporates condensate, eliminating the need, cost, and maintenance of internal drains. The evaporator freeze protection stops unit operation before damage occurs, should airflow become reduced or obstructed due to dirty coils, obstructed airflow, or motor failure or lock up. Condensate re-evaporation and the Rust-Block system assure a stain-free building exterior. The outdoor louver is an architectural style fabricated using rust-free clear anodized aluminum components.

Options and Accessories

- Heat pump
- Hydronic heat assembly
- Electric heat
- Motorized fresh air
- Wall thermostat
- Internal drain
- Control options
- LCDI line cord

Performance Ratings

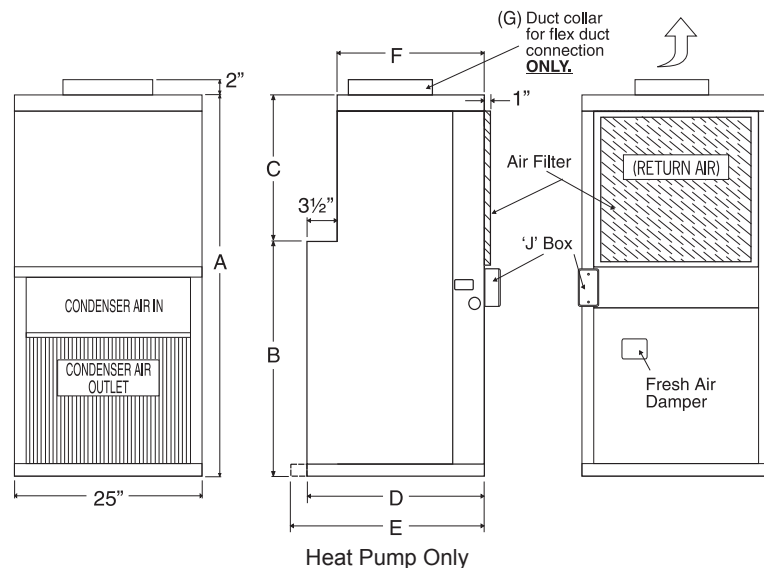
Model	Cool Btuh	Sens Btuh	EER	Heat Pump Cooling Btuh	Heat Pump Sensible Btuh	EER	Heat Pump Heating Btuh	COP	CFM*	Cond. Fan Type/ Air Direction	Refrigerant
PIC-09	9,800	7,000	11.0	9,400	7,200	10.7	9300	3.4	290	Axial / Blow Thru	R-410A
PIC-12	12,000	8,600	9.8	12,000	8,300	10.5	11200	3.3	380		R-410A
PIC-15	13,800	10,700	8.2	15,400	9500	9.0	14300	3.0	490		R-410A
PIC-18	18,000	11,700	9.8	17,500	12500	9.6	16000	3.0	510		R-410A
PIC-24	22,600	16,700	9.4	21,700	16,000	8.8	22000	3.0	700		R-410A

Continuous engineering improvements may result in performance changes without notice.

* Dry coil airflow

Unit Sizes

Model	A	B	C	D	E	F	G	Chassis Weight (lbs)
	Inches							
PIC-09, 12, 15	40	25	15	20	21	16 1/2	9	140
PIC-18, 24	52	32	20	25	26 1/2	21 1/2	12	145



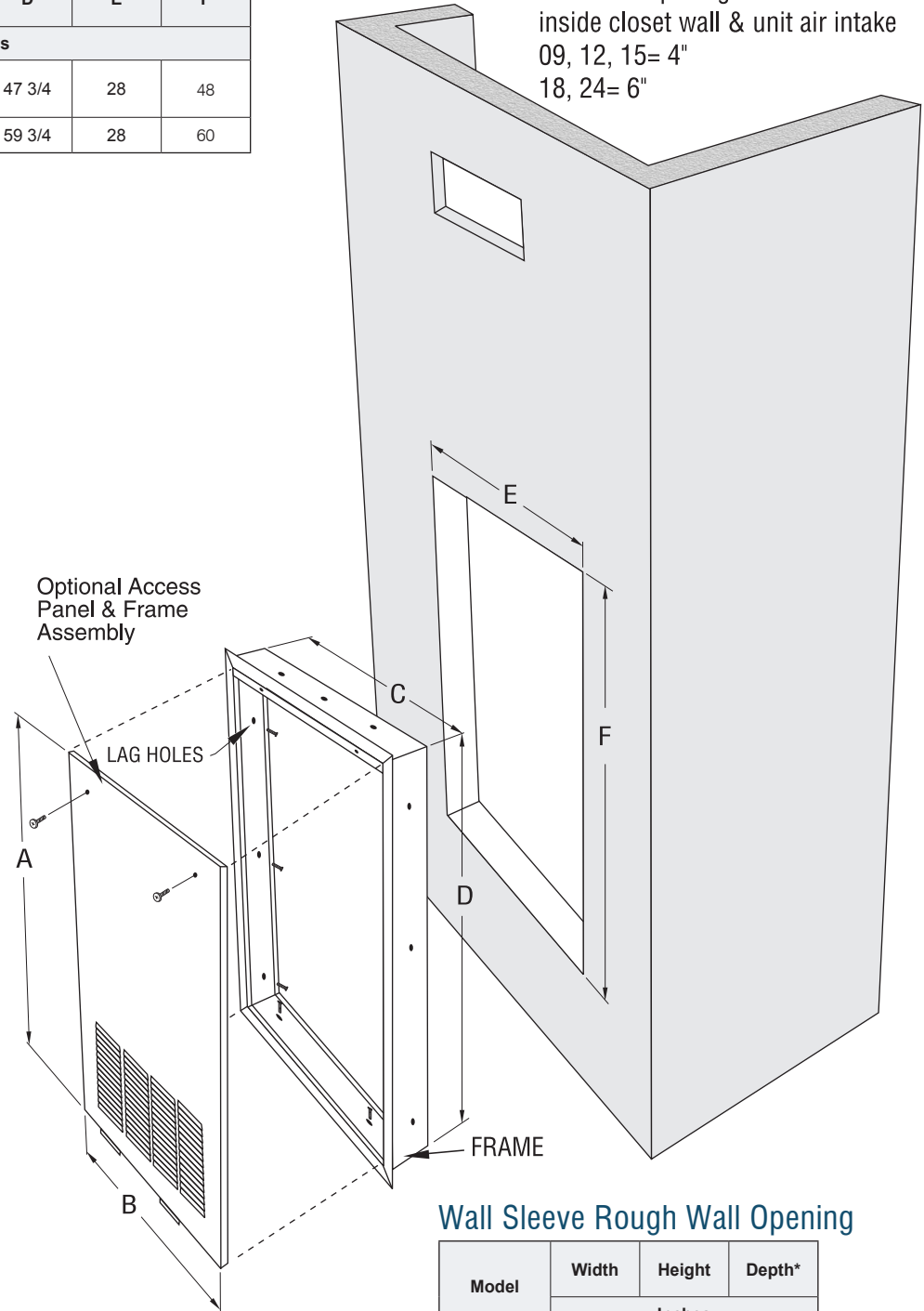
ADIRONDACK-AIRE PIC CHASSIS SERIES

Access Panel Dimensions

Model	A	B	C	D	E	F
	Inches					
PIC-09, 12, 15	50	30	27 3/4	47 3/4	28	48
PIC-18, 24	62	30	27 3/4	59 3/4	28	60

Standard color is light beige. Custom colors available.

Note: For proper air flow
Minimum spacing between the
inside closet wall & unit air intake
09, 12, 15= 4"
18, 24= 6"

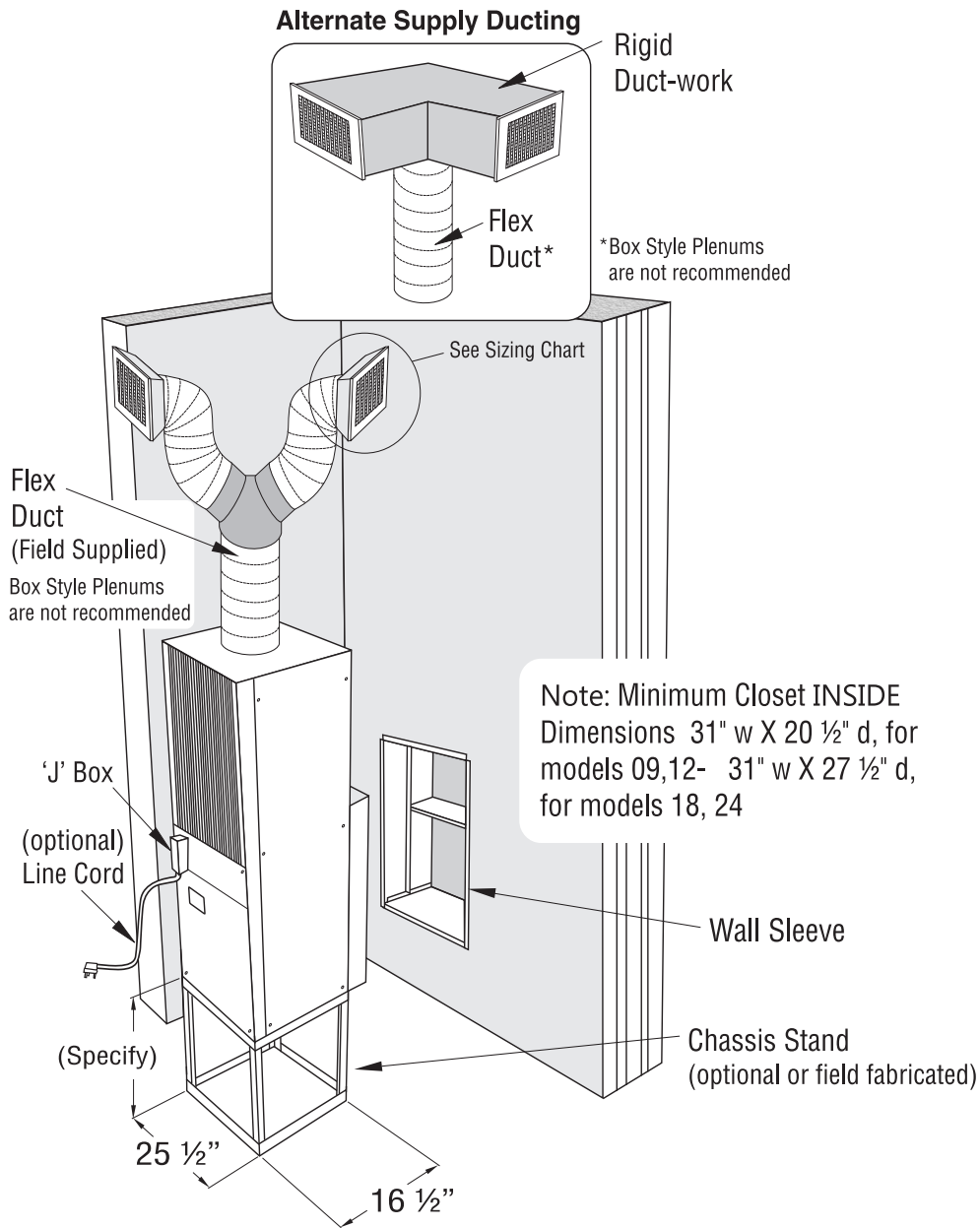


Wall Sleeve Rough Wall Opening

Model	Width	Height	Depth*
	Inches		
PIC-09, 12, 15	26 1/4	26 1/2	Specify
PIC-18, 24	26 1/4	33 1/2	Specify

* Std. is 10" wall depth

ADIRONDACK-AIRE PIC CHASSIS SERIES



Grille Sizing* and Flex Duct Sizing

Model	Grille	Duct(s)
	Inches	
PIC-09, 12, 15	(1) 6 x 14	(1) 9
PIC-18, 24	(1) 12 x 14 / (1) 10 x 16 (2) 6 x 14	(1) 12 (2) 8

* Or equivalent

ADIRONDACK-AIRE PIC CHASSIS SERIES

Electrical Heat Specifications

Heater No.	Volt	Watts	Btuh	Htr Amps	Total Htr Amps	Min Ckt Amps	Max Fuse	Line Cord*	Application
2	208	1,700	5,800	8.2	8.7	11	15	6-15P	PIC- 09,12
	208	1,700	5,800	8.2	8.8	11	15	6-15P	PIC- 15,18
	230	2,070	7,050	9.0	9.5	12	15	6-15P	PIC- 09,12
	230	2,070	7,050	9.0	9.6	12	15	6-15P	PIC- 15,18
	265	2,750	9,365	10.4	10.9	14	15	N/A	PIC- 09,12
	265	2,750	9,365	10.4	11.0	14	15	N/A	PIC- 15,18
	277	3,000	10,230	11.4	11.9	15	15	N/A	PIC- 09,12
	277	3,000	10,230	11.4	12.0	15	15	N/A	PIC- 15,18
3	208	2,255	7,690	10.9	11.4	14	15	6-20P	PIC- 09,12
	208	2,255	7,690	10.9	11.5	15	15	6-20P	PIC- 15,18
	230	2,760	9,410	12.0	12.5	16	20	6-20P	PIC- 09,12
	230	2,760	9,410	12.0	12.6	16	20	6-20P	PIC- 15,18
	265	3,660	12,480	13.8	14.3	18	20	N/A	PIC- 09,12
	265	3,660	12,480	13.8	14.4	18	20	N/A	PIC- 15,18
	265	3,660	12,480	13.8	15.0	19	20	N/A	PIC- 24
	277	4,000	13,640	14.5	15.0	19	20	N/A	PIC- 09,12
	277	4,000	13,640	14.5	15.1	19	20	N/A	PIC- 15,18
277	4,000	13,640	14.5	15.7	20	20	N/A	PIC- 24	
4	208	3,000	10,230	14.5	15.0	19	20	6-20P	PIC- 09,12
	208	3,000	10,230	14.5	15.1	19	20	6-20P	PIC- 15,18
	208	3,000	10,230	14.5	15.7	20	20	6-20P	PIC- 24
	230	3,675	12,530	16.0	16.5	21	20	6-20P	PIC- 09,12
	230	3,675	12,530	16.0	16.6	21	20	6-20P	PIC- 15,18
	230	3,675	12,530	16.0	17.2	22	25	6-20P	PIC- 24
	265	4,880	16,640	18.5	19.1	24	25	N/A	PIC- 15,18
	265	4,880	16,640	18.5	19.7	25	25	N/A	PIC- 24
	277	5,330	18,175	19.3	19.9	25	25	N/A	PIC- 15,18
	277	5,330	18,175	19.3	20.5	26	30	N/A	PIC- 24
5	208	3,700	12,620	17.8	18.4	23	25	6-30P	PIC- 15,18
	208	3,700	12,620	17.8	19.0	24	25	6-30P	PIC- 24
	230	4,520	15,415	19.7	20.3	26	25	6-30P	PIC- 15,18
	230	4,520	15,415	19.7	20.9	26	25	6-30P	PIC- 24
	265	6,000	20,460	22.7	23.3	29	30	N/A	PIC- 18
	265	6,000	20,460	22.7	23.9	30	30	N/A	PIC- 24
	277	6,560	22,370	23.7	24.3	31	30	N/A	PIC- 18
	277	6,560	22,370	23.7	24.9	31	30	N/A	PIC- 24
6	208	4500	15,345	21.6	22.2	28	30	N/A	PIC-18
	208	4500	15,345	21.6	22.8	28	30	N/A	PIC-24
	230	5500	18,755	23.9	24.5	30	30	N/A	PIC-18
	230	5500	18,755	23.9	25.1	31	30	N/A	PIC-24
7.5	208	7,500	25,575	36.1	37.3	46.6	45	N/A	PIC- 24

* Line cord optional



















ADIRONDACK-AIRE PIC CHASSIS SERIES

Hot Water Heating Performance Table

Model	Heating Btuh	Dry Bulb Ent Air	Leaving Air Temp	Ent H2O Temp	Leaving H2O Temp	GPM	Coil PD
PIC-18	22,226	62.9°	98.0°	120°	108.8°	4.0	2.0'

NEMA Configurations

Non Locking Plugs/Receptacles

Voltage	125V	250V	277V
15A Recp.	5-15R 	6-15R 	7-15R 
15A Plug	5-15P 	6-15P 	7-15P 
20A Recp.	5-20R 	6-20R 	7-20R 
20A Plug	5-20P 	6-20P 	7-20P 
30A Recp.	5-30R 	6-30R 	7-30R 
30A Plug	5-30P 	6-30P 	7-30P 

INNOVATIVE HEATING AND COOLING SOLUTIONS

Cold Point equipment has been specified in hundreds of projects in these and other applications:
Direct Replacement | New Construction | Renovation | Commercial & Residential Solutions

Cold Point values reliability as much as you

Your Cold Point sales representative knows their reputation is on the line with every sale. Therefore, they are as personally invested in your comfort as you are, and take great pride in creating your perfect indoor environment.

Rest comfortably, knowing Cold Point stands behind our products

The Cold Point Corporation backs our products with a standard warranty that includes labor for the entire first year of ownership. Registered Limited Warranty terms include: 12 month limited warranty on components, 60 month limited warranty on all unit compressors from the date of original installation OR 15 months limited warranty on components, 63 month limited warranty on all unit compressors from the date of original sale, whichever comes first. For all coverage options and complete coverage terms, check with your local Cold Point representative for full details.

Industry-leading expertise

Cold Point Corporation is the industry-leading supplier of aftermarket comfort solutions for commercial and residential applications. We have over 18 years of experience developing OEM-style replacement products to keep you happy and comfortable. Whether it is a water source heat pump application or an air source PTAC system, Cold Point has the knowledge and products to restore your system to its original operating condition.

Reliable comfort products backed by the industry experts in OEM-style replacement units

To learn more about how the Cold Point Corporation can help you save time and money on your next project, contact your local Cold Point representative. Call **315-339-2331** to speak with one of our specialists, or e-mail your request to info@coldpointcorp.com.

Your Cold Point Representative:



510 Henry Street • Rome, New York 13440
Phone (315) 339-2331 • Fax (315) 339-2358
www.ColdPointCorp.com

©2023 Cold Point Corp. All rights reserved.



rev. 09-23 CPL030