

ADIRONDACK ▲ AIRE

## Series PIN

### **New Construction or Renovation**

Application Flexible | Quiet Comfort | Damage Protection



# ADIRONDACK-AIRE PIN CHASSIS SERIES

## New Construction or Renovation

The Adirondack-Aire PIN Series zerOzone chassis provides environment friendly, high efficiency cooling and heating where individual, quiet control is a priority. This application flexible unit is a small footprint vertical configuration thru-the-wall air conditioning system or heat pump (PTAC/PTHP) for new construction or property renovation. This highly flexible design typically fits into the corner of a room and serves one or more zones/rooms. A complete system consists of the chassis, a wall sleeve with outdoor louver, factory or site-built room cabinet with return air panel, wall thermostat, flex duct and supply air grille. The room cabinet can be a site-built closet with factory-available return air/access panel. This design provides a barrier between the unit and room occupants, thereby minimizing sound levels. The ducted air delivery system maximizes comfort.

Proven technology, quality components, careful design and testing, and the latest in environment friendly technology mean long unit life, user satisfaction, and lower energy costs. Additional features include Rust-Block\* corrosion protection system, slinger condenser fan, evaporator freeze protection, and evaporator fan post purge control. Adirondack-Aire is the choice that the competition can't match. Cold Point Corp. backs the PIN with a customer friendly one-year parts and labor warranty and five-year compressor warranty, (see Warranty document for details). Heat pumps are available and include a thermostatic expansion valve, suction accumulator and compressor crankcase heater. Heat pump heating is single-stage operation. Manual fresh air damper is standard on all models. The standard one inch disposable fiberglass air filter is chassis mounted.

\* Rust-Block corrosion protection system consists of: heavy gauge G90 rated galvanized steel construction, plastic or aluminum condenser fan, stainless steel compressor and condenser motor studs, powder painted drain pan, and Magnaguard and/or stainless steel screws and fasteners.

### Standard Features:

- Made in the USA
- Designed for easy installation and minimum footprint
- Exclusive Rust-Block corrosion protection
- High efficiency PSC fan motors with built-in temperature protection
- ETL approved
- Quiet, durable, and efficient compressor with built-in pressure and temperature protection
- Heavy gauge G60 galvanized steel construction
- Manual fresh air damper
- High efficiency copper tube-aluminum fin evaporator and condenser coils
- Slinger ring axial condenser fan
- Chassis-mounted disposable 1" fiberglass air filter
- Condensate re-evaporation
- Evaporator fan post purge control
- Frost-free low ambient cooling\*
- Refrigerant circuit access ports (option)
- Heat pump heating to 35°F outdoor\*\* (single stage)
- Capillary expansion. Thermostatic expansion valve (heat pump)
- Positive shift reversing valve (heat pump)
- Suction accumulator (heat pump)
- Precision charged with zerOzone R-410A refrigerant
- Compressor crankcase heater (heat pump)
- Built-in anti-short cycle timer

\* Cooling operation locks out at 34°F outdoor temperature and restarts at 55° F. \*\*Actual temperature affected by relative humidity, solar effect, etc.

### Electrical Data\*

Model	Compressor Type	Voltage Volt-Hz-Ph	Evaporator Motor		Cond. Fan Motor		Compressor		Total Amps	Ckt Ampac.	Max Fuse	Min Volts	Line Cord**
			Amps	HP	Amps	HP	RLA	LRA					
PIN-09	Rotary	115/60/1	1.10	0.04	1.2	1/10	8.0	50.0	10.3	12	20	104	5-20P
PIN-09	Rotary	208/230/60/1	0.47	0.04	0.6	1/10	3.7	22.0	4.8	6	15	197	6-15P
PIN-09	Rotary	265/60/1	0.42	0.04	0.6	1/10	3.5	22.0	4.5	5	15	240	NIA
PIN-12	Rotary	115/60/1	1.10	0.04	1.2	1/10	9.5	50.0	11.8	14	20	104	5-20P
PIN-12	Rotary	208/230/60/1	0.47	0.04	0.6	1/10	4.7	25.0	5.8	7	15	197	6-15P
PIN-12	Rotary	265/60/1	0.42	0.04	0.6	1/10	4.2	22.0	5.2	6	15	240	NIA
PIN-15	Rotary	208/230/60/1	0.60	1/10	1.6	1/4	5.6	29.0	7.8	9	15	197	6-15P
PIN-15	Rotary	265/60/1	0.60	1/10	1.6	1/4	5.0	28.0	7.2	9	15	240	NIA

\* If electric heat option is selected, Total AMPS, Ampacity, Fuse Size and Line Cord data is found in the electric heat table.

\*\* Line cord optional (N/A 265V)



# PIN SERIES CHASSIS APPLICATION & BENEFITS

## Quiet Comfort

The Adirondack-Aire PIN series vertical PTAC/PTHP offers the ease of installation, simplicity, and flexibility of a PTAC but offers major advances in quiet, comfort, and occupant satisfaction. The small footprint of this unit maximizes usable room space. The conventional wall thermostat control eliminates confusing buttons and dials and improves temperature control and occupant comfort. High efficiency compressors provide demonstrated reliability and low sound levels. The standard manual fresh air damper introduces fresh air to the room.

## Damage Protection

A slinger ring condenser fan provides a blow-thru airflow pattern that re-evaporates condensate, eliminating the need, cost, and maintenance of internal drains. The standard evaporator freeze protection stops unit operation before damage occurs, should airflow become reduced or obstructed due to dirty coils, obstructed airflow, or motor failure or lock up. Evaporator blower post purge control improves system efficiency. Condensate re-evaporation and the Rust-Block system assure a stain-free building exterior. The outdoor louver is an architectural style fabricated using rust-free clear anodized aluminum components.

## Options and Accessories

- Heat pump
- Hydronic heat assembly
- Electric heat
- Chassis stand
- Motorized fresh air
- Return air/ access panel
- Wall thermostat
- Internal drain
- Wall sleeves
- Louvers
- Control options
- LCDI line cord

## Performance Ratings

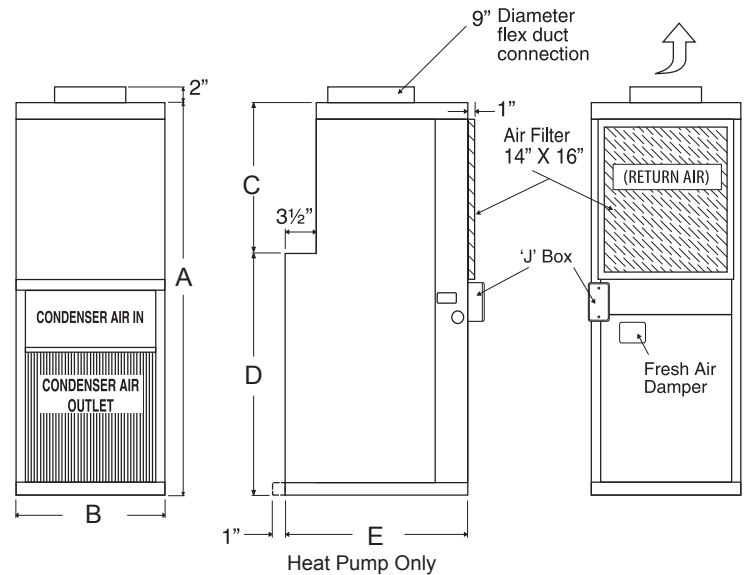
Model	Cool Btuh	Sens Btuh	EER	Heat Pump Cooling Btuh	Heat Pump Sensible Btuh	EER	Heat Pump Heating Btuh	COP	CFM* (Nominal)	Cond. Fan Type/ Air Direction	Refrigerant
PIN-09	9,400	6,800	9.5	9,800	6,600	10.4	9,200	3.0	350	Axial/ Blow Thru	R-410A
PIN-12	11,200	7,700	9.5	11,500	7,700	10.2	11,200	3.0	325		R-410A
PIN-15	14,600	10,800	9.0	14,500	10,300	9.4	15,000	3.0	500		R-410A

Continuous engineering improvements may result in performance changes without notice.

\* Dry coil airflow

## Unit Sizes

Model	A	B	C	D	E	Chassis Weight (lbs)
	Inches					
PIN-09	43	16 1/4	16 1/2	26 1/2	20	112
PIN-12	43	16 1/4	16 1/2	26 1/2	20	125
PIN-15	43	16 1/4	16 1/2	26 1/2	20	145
PIN-09 HYD HT	49 1/4	16 1/4	16 1/2	26 1/2	20	142
PIN-12 HYD HT	49 1/4	16 1/4	16 1/2	26 1/2	20	155
PIN-15 HYD HT	49 1/4	16 1/4	16 1/2	26 1/2	20	175



Heat Pump Only

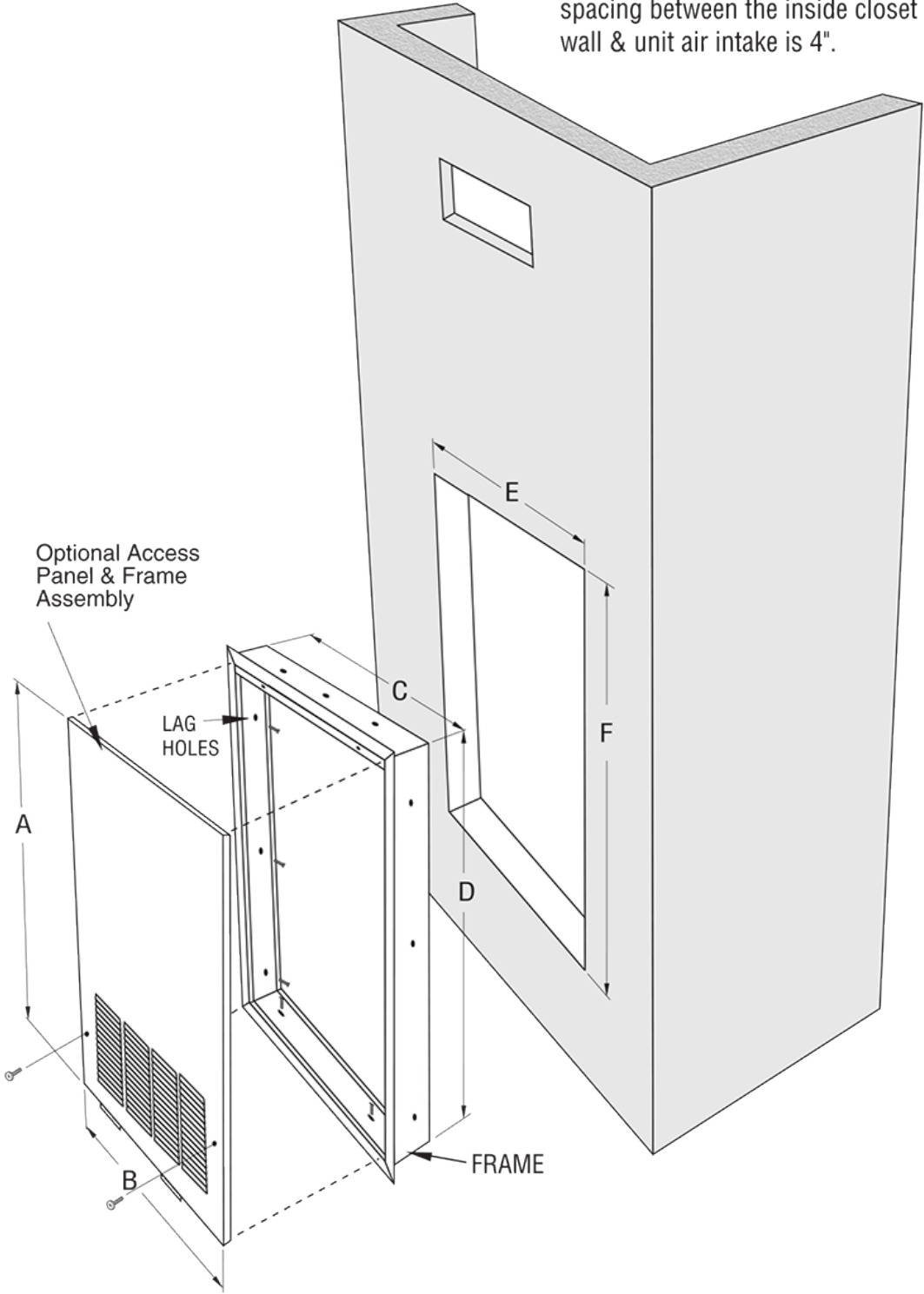
# ADIRONDACK-AIRE PIN CHASSIS SERIES

## Access Panel Dimensions

Model	A	B	C	D	E	F
	Inches					
PIN-09, 12, 15	49 1/4	23 1/8	22	48	22 1/2	48 1/2
PIN-09, 12, 15 HYD HT	57 1/4	23 1/8	22	56	22 1/2	56 1/2

Standard color is light beige. Custom colors available.

**Note:** For proper air flow Minimum spacing between the inside closet wall & unit air intake is 4".



# ADIRONDACK-AIRE PIN CHASSIS SERIES

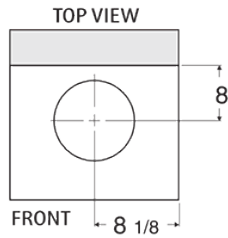
## Grille Sizing\*

Model	Grille
	Inches
PIN-09, 12, 15	(1) 6 x 14

\* Or equivalent

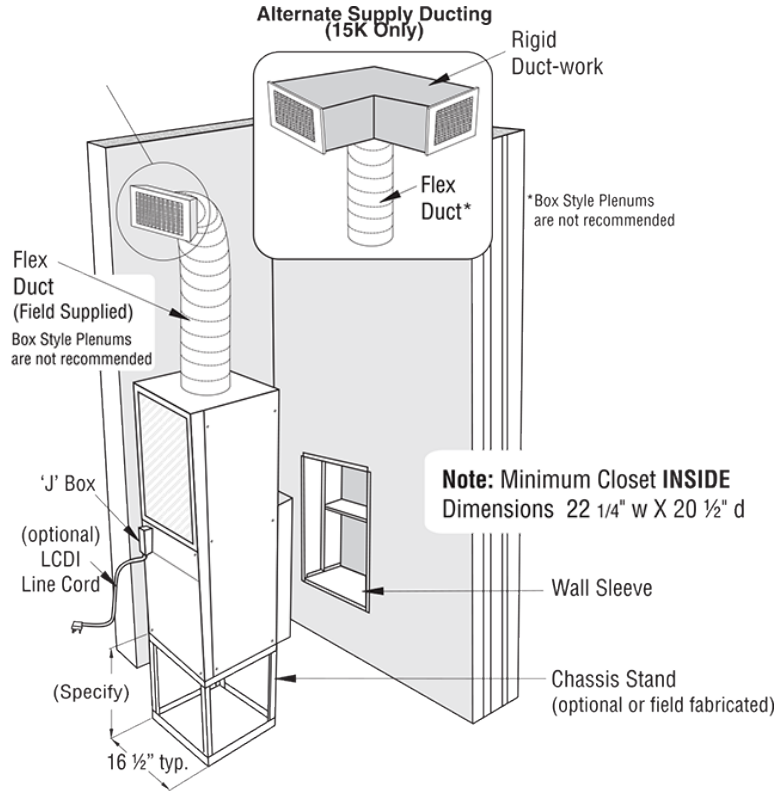
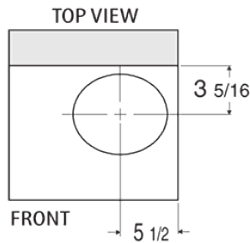
### Model

PIN- 09,12

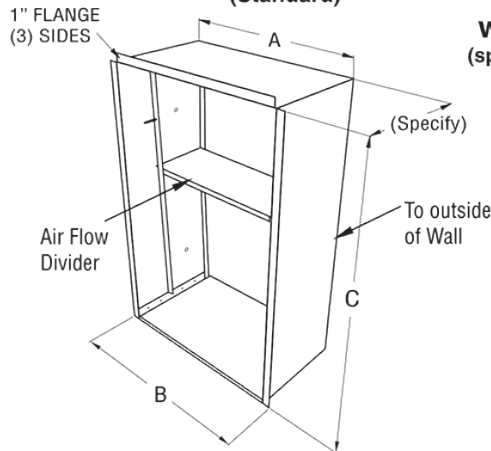


### Model

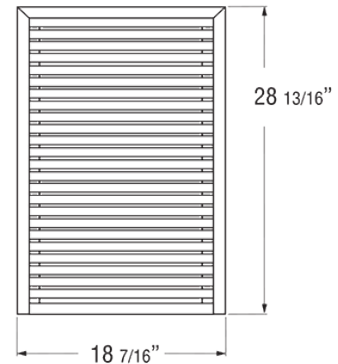
PIN- 15



### Wall Sleeve (Standard)



### Exterior Louver with Frame Shown (specify with or without frame)



## Wall Sleeve Dimension

Model	A	B	C
	Inches		
PIN-09, 12, 15	17	18 1/2	27 1/2

## Wall Sleeve Rough Wall Opening

Model	Width	Height	Depth*
	Inches		
PIN-09, 12, 15	17 1/2	28	Specify

\* Std. 10" wall depth

# ADIRONDACK-AIRE PIN CHASSIS SERIES

## Electrical Heat Specifications

Heater No.	Volt	Watts	Btuh	Htr Amps	Total Htr Amps	Min Ckt Amps	Max Fuse	Line Cord*	Application
2	208	1,700	5,800	8.2	8.7	11	15	6-15P	PIN- 09, 12
	208	1,700	5,800	8.2	8.8	11	15	6-15P	PIN- 15
	230	2,070	7,050	9.0	9.5	12	15	6-15P	PIN- 09,12
	230	2,070	7,050	9.0	9.6	12	15	6-15P	PIN- 15
	265	2,750	9,365	10.4	10.9	14	15	N/A	PIN- 09,12
	265	2,750	9,365	10.4	11.0	14	15	N/A	PIN- 15
	277	3,000	10,230	11.4	11.9	15	15	N/A	PIN- 09,12
	277	3,000	10,230	11.4	12.0	15	15	N/A	PIN- 15
3	208	2,255	7,690	10.9	11.4	14	15	6-20P	PIN- 09,12
	208	2,255	7,690	10.9	11.5	15	15	6-20P	PIN- 15
	230	2,760	9,410	12.0	12.5	16	20	6-20P	PIN- 09,12
	230	2,760	9,410	12.0	12.6	16	20	6-20P	PIN- 15
	265	3,660	12,480	13.8	14.3	18	20	N/A	PIN- 09,12
	265	3,660	12,480	13.8	14.4	18	20	N/A	PIN- 15
	277	4,000	13,640	14.5	15.0	19	20	N/A	PIN- 09,12
	277	4,000	13,640	14.5	15.1	19	20	N/A	PIN- 15
4	208	3,000	10,230	14.5	15.0	19	20	6-20P	PIN- 09,12
	208	3,000	10,230	14.5	15.1	19	20	6-20P	PIN- 15
	230	3,675	12,530	16.0	16.5	21	20	6-20P	PIN- 09,12
	230	3,675	12,530	16.0	16.6	21	20	6-20P	PIN- 15
	265	4,880	16,640	18.5	19.1	24	25	N/A	PIN- 15
	277	5,330	18,175	19.3	19.9	25	25	N/A	PIN- 15
5	208	3,700	12,620	17.8	18.4	23	25	6-30P	PIN- 15
	230	4,520	15,415	19.7	20.3	26	25	6-30P	PIN- 15

\* Line cord optional

# ADIRONDACK-AIRE PIN CHASSIS SERIES

## Hydronic Heat Performance Specifications



















Capacity	CFM	GPM	EWT	Btuh
9	300	1	120	6647
		2		8827
		3		9946
9	300	1	140	9421
		2		12454
		3		14325
9	300	1	160	12313
		2		16491
		3		18782
9	300	1	180	15344
		2		20713
		3		23260

Capacity	CFM	GPM	EWT	Btuh
12	350	1	120	6963
		2		9452
		3		10742
12	350	1	140	9869
		2		13304
		3		15512
12	350	1	160	12905
		2		17656
		3		20384
12	350	1	180	16091
		2		22221
		3		25278

Capacity	CFM	GPM	EWT	Btuh
15	450	1	120	7441
		2		10372
		3		12038
15	450	1	140	10549
		2		14648
		3		17455
15	450	1	160	13798
		2		19500
		3		23019
15	450	1	180	17219
		2		24622
		3		28607

## NEMA Configurations

Non Locking Plugs/Receptacles

Voltage	125V	250V	277V
15A Recp.	5-15R 	6-15R 	7-15R 
115A Plug	5-15P 	6-15P 	7-15P 
20A Recp.	5-20R 	6-20R 	7-20R 
20A Plug	5-20P 	6-20P 	7-20P 
30A Recp.	5-30R 	6-30R 	7-30R 
30A Plug	5-30P 	6-30P 	7-30P 

# INNOVATIVE HEATING AND COOLING SOLUTIONS

Cold Point equipment has been specified in hundreds of projects in these and other applications:  
Direct Replacement | New Construction | Renovation | Commercial & Residential Solutions

## Cold Point values reliability as much as you

Your Cold Point sales representative knows their reputation is on the line with every sale. Therefore, they are as personally invested in your comfort as you are, and take great pride in creating your perfect indoor environment.

## Rest comfortably, knowing Cold Point stands behind our products

The Cold Point Corporation backs our products with a standard warranty that includes labor for the entire first year of ownership. Registered Limited Warranty terms include: 12 month limited warranty on components, 60 month limited warranty on all unit compressors from the date of original installation OR 15 months limited warranty on components, 63 month limited warranty on all unit compressors from the date of original sale, whichever comes first. For all coverage options and complete coverage terms, check with your local Cold Point representative for full details.

## Industry-leading expertise

Cold Point Corporation is the industry-leading supplier of aftermarket comfort solutions for commercial and residential applications. We have over 18 years of experience developing OEM-style replacement products to keep you happy and comfortable. Whether it is a water source heat pump application or an air source PTAC system, Cold Point has the knowledge and products to restore your system to its original operating condition.

## Reliable comfort products backed by the industry experts in OEM-style replacement units

To learn more about how the Cold Point Corporation can help you save time and money on your next project, contact your local Cold Point representative. Call **315-339-2331** to speak with one of our specialists, or e-mail your request to [info@coldpointcorp.com](mailto:info@coldpointcorp.com).

Your Cold Point Representative:



510 Henry Street • Rome, New York 13440  
Phone (315) 339-2331 • Fax (315) 339-2358  
[www.ColdPointCorp.com](http://www.ColdPointCorp.com)

©2023 Cold Point Corp. All rights reserved.



rev. 10-23 CPL031